

चमक खुशियों की...

ABOUT US

Opaque Energy solution founded in August 21. Its an ISO 9001:2015 certified company. We focus on providing best and futuristic solutions to our customer about LED lighting.

Our expertise lies in Electronic Design Serviced , PCB assemblies & Box Build Products OPAQUE ENERGY SOLUTION has adopted the philosophy of Make in India and manufacturing 90% of our entire products in house , the promoters have long experience and expertise in manufacturing and execution of electrical, electronic and power projects. To grow faster, the firm took the shape of an association comprising of technocrats, managers, financial consultants etc. The company has a strong marketing network across India and we promise to deliver world class quality and service to consumers with our brand OPAQUE the company has an extremely strong presence in Indian LED Lighting Industry. Last A we are making world class LED lighting products for domestic , commercial as well as industrial applications . We are known for our lighting electronics expertise and our develop ment & manufacturing capabilities thereof. We have our complete focus on quality , R & D capabilities , market responsiveness and the ability to scale up manufacturing capacities for meeting client's needs distinguishes us and making us a preferred supplier of the lighting industry OPAQUE is leading the LED Revolution and creating beautifully - lit spaces around the world. We offer innovative energy saving techniques to increase cost - saving opportunities and resolve energy crisis.



LED NIGHT GLOW



WATTAGES AVAILABLE	:	0.5W / 1W
COLOURS AVAILABLE	:	Red, Green, Blue, White, Pink, Yellow
VOLTAGE RANGE	:	90-300VAC / 50HZ
CAP	:	B22

LED BULB



AVAILABLE WATTAGES	:	3W, 5W, 7W, 9W, 12W, 15W, 18W, 23W
INPUT VOLTAGE / FREQUENCY	:	90-440VAC / 50HZ
PF / DRIVER EFFICIENCY	:	> 0.9 / > 85%
THD / SURGE IMMUNITY	:	<20% / >4KV
CCT / CRI	:	6500K, 3000K / > 80
LUMINOUS EFFICACY	:	100 lm/W
BASE TYPE / IP DEGREE	:	B22, E27 / IP20

LED

DOME/HAMMER BULB



WATTAGES AVAILABLE	:	25, 35W, 45W
INPUT VOLTAGE / FREQUENCY	:	90-440VAC / 50Hz
PF / DRIVER EFFICIENCY	:	> 0.9 / > 85%
THD / SURGE IMMUNITY	:	<20% / >3.5KV
CCT / CRI	:	6500K, 3000K / > 80
LUMINOUS EFFICACY	:	100 lm/W
BASE TYPE / IP DEGREE	:	B22, E27 / IP20

LED TUBE LIGHT



T5 TUBE LIGHT



WATTAGES AVAILABLE	:	10W, 18W, 20W
INPUT VOLTAGE / FREQUENCY	:	90-300VAC / 50Hz
PF / DRIVER EFFICIENCY	:	> 0.9 / > 85%
THD / SURGE IMMUNITY	:	<20% / > 4 KV
CCT / CRI	:	6500K, 3000K / > 80
LUMINOUS EFFICACY	:	100 lm/W
DESING TYPE	:	Square

BULB Invertor
LED



Inverter LED Bulb (UPTO 4hours Backup)

Wattage:-	9W
Voltage:-	230VAC, 50HZ
Lumen:-	900lm
Rated Current:-	0.045A
Charging Time:-	8-10 Hours
Backup Time:-	4 Hours (max)
THD/SURGE IMMUNITY	< 20% / > 4 KV
MOUNTING TYPE:-	B22, E27

FAN


Blade LED Bulb



AVAILABLE WATTAGES	:	45W
INPUT VOLTAGE / FREQUENCY	:	100-300/50Hz
PF / DRIVER EFFICIENCY	:	> 0.9 / > 85%
CCT / CRI	:	3000K, 6500K / >80%
LUMINOUS EFFICACY	:	100-110lm/W
BASE TYPE / IP DEGREE	:	IP-20
MOUNTING TYPE	:	B22

LED


EDGELITE PANEL



WATTAGES AVAILABLE	:	6W, 9W, 12W, 15W 18W
INPUT VOLTAGE / FREQUENCY	:	90-300VAC / 50HZ
PF / DRIVER EFFICIENCY	:	> 0.9 / > 85%
THD / SURGE IMMUNITY	:	<20% / > 3.5 KV
CCT / CRI	:	6500K, 3000K / > 80
LUMINOUS EFFICACY	:	100-110 lm/W
DESING TYPE	:	Square and Round
DIA & CUT OUT (inch)	:	4,4,6,6,8

LED

UNIQUE PANEL



SURFACE PANEL

SLIM PANEL



WATTAGES AVAILABLE	:	5W, 8W, 15W, 20W / 22W
INPUT VOLTAGE / FREQUENCY	:	90-300VAC / 50HZ
PF / DRIVER EFFICIENCY	:	> 0.9 / > 85%
THD / SURGE IMMUNITY	:	<20% / > 3.5 KV
CCT / CRI	:	6500K, 3000K / > 80
LUMINOUS EFFICACY	:	100-110 lm/W
DESING TYPE	:	Square and Round
DIA & CUT OUT (inch)	:	3,4,6,8

LED

CONCEALED LIGHT



GINNI

TEENA



AVAILABLE WATTAGES	:	3W, 6W, 8W / 9W
INPUT VOLTAGE / FREQUENCY	:	90-300VAC / 50HZ
PF / DRIVER EFFICIENCY	:	> 0.9 / > 85%
THD / SURGE IMMUNITY	:	<20% / > 3.5 KV
AVAILABLE COLOURS	:	Red, Green, Blue, CW, WW, Pink
DESING TYPE	:	Round, Square
MOUNTING TYPE	:	Recess Mounted
SIZE (mm) DIA & CUT OUT (mm)	:	Ginni 3W 80/50 Teena 6W/9W 107/82
LUMINOUS EFFICACY	:	100-110 lm/W

LED

UNIVERSAL LIGHT



UNIVERSAL SELLING

AURA JUNCTION



WATTAGES AVAILABLE	:	3W, 6W, 12W
INPUT VOLTAGE / FREQUENCY	:	90-300VAC / 50Hz
PF / DRIVER EFFICIENCY	:	> 0.9 / > 85%
THD / SURGE IMMUNITY	:	<20% / > 3.5 KV
COLOURS AVAILABLE	:	Red, Green, Blue, CW, WW, Pink
DESING TYPE	:	Round
MOUNTING TYPE	:	Recess Mounted / Junction
LUMINOUS EFFICACY	:	>100 lm/W

LED

SPOT LIGHT & FUSION LIGHT



SPOT LIGHT



FUSION LIGHT


WATTAGES AVAILABLE	:	SPOT LIGHT 2W FUSION LIGHT 6W, 12W
INPUT VOLTAGE / FREQUENCY	:	90-300VAC / 50Hz
PF / DRIVER EFFICIENCY	:	> 0.9 / > 85%
THD / SURGE IMMUNITY	:	<20% / > 3.5 KV
COLOURS AVAILABLE	:	Red, Green, Blue, CW, WW, Pink
DESING TYPE	:	Round, Square
MOUNTING TYPE	:	Recess Mounted / Junction
LUMINOUS EFFICACY	:	>100 lm/W

COB DOWN LIGHTER



MODEL AVAILABLE	:	Tilttable Cob, Deep Cob Surface Cob
WATTAGES AVAILABLE	:	3W, 6W, 10W, 18W, 24W, 30W, 40W, 50W
INPUT VOLTAGE / FREQUENCY	:	90-300VAC / 50Hz
PF / DRIVER EFFICIENCY	:	> 0.9 / > 85%
THD / SURGE IMMUNITY	:	< 20% / >2.5KV
AVAILABLE COLOURS	:	Red, Green, Blue, CW, WW
DESIGN TYPE	:	Round, Square
MOUNTING TYPE	:	Recess Mounted
		3W - 63*40 & 50
		6W - 90*60 & 75
		10W - 90*75 & 75
		18W - 115*85 & 95
SIZE (mm) D*H & CUT OUT (mm) :		24W - 135*100 & 115
		30W - 160*110 & 140
		40W - 160*120 & 140
		50W - 160*130 & 140

COB TRACK LIGHT



WALL TRACK LIGHT



TRACK LIGHT

WATTAGES AVAILABLE	:	10W, 20W, 30W, 40W
INPUT VOLTAGE / FREQUENCY	:	90-300VAC / 50Hz
PF / DRIVER EFFICIENCY	:	> 0.9 / > 85%
THD / SURGE IMMUNITY	:	<20% / > 2.5 KV
COLOURS AVAILABLE	:	CW, WW
MOUNTING TYPE	:	Wall Mounted / Patti Mounted
LUMINOUS EFFICACY	:	> 100 lm/W

LED COMMERCIAL PANEL



WATTAGES AVAILABLE	:	36W, 40W, 45W
INPUT VOLTAGE / FREQUENCY	:	120 -300VAC / 50Hz
PF / DRIVER EFFICIENCY	:	> 0.9 / > 85%
THD / SURGE IMMUNITY	:	< 15% / >3.5KV
CCT / CRI	:	6500K, 3000K / > 80
LUMINOUS EFFICACY	:	90-lm/W
IP DEGREE	:	IP65
DESIGN TYPE	:	Square
MOUNTING TYPE	:	Recess Mounted
SIZE (mm) L*B	:	575*575

LED FLOOD LIGHT



WATTAGES AVAILABLE	:	30W, 40W, 50W, 60W, 80W 100W, 120W, 150W, 200W
INPUT VOLTAGE / FREQUENCY	:	120 -300VAC / 50Hz
PF / DRIVER EFFICIENCY	:	> 0.9 / > 85%
THD / SURGE IMMUNITY	:	< 15% / > 4KV
CCT / CRI	:	6500K, 3000K / > 70
LUMINOUS EFFICACY	:	100-110 lm/W
IP DEGREE	:	IP65
TYPE	:	GLASS, LENS

LED STREET LIGHT



AVAILABLE WATTAGES	:	30W, 40W, 50W, 60W, 80W, 100W, 120W, 150W
INPUT VOLTAGE / FREQUENCY	:	120 -300VAC / 50Hz
PF / DRIVER EFFICIENCY	:	> 0.9 / > 85%
THD / SURGE IMMUNITY	:	< 15% / > 4KV
CCT / CRI	:	6500K, 3000K / > 70
LUMINOUS EFFICACY	:	100-110 lm/W
IP DEGREE	:	IP65
OPTIONAL FEATURE	:	Automatic Dusk - Dawn
TYPE	:	GLASS, LENS

LED HI-BAY LIGHT



AVAILABLE WATTAGES	:	50W, 100W, 150W, 200W
INPUT VOLTAGE / FREQUENCY	:	120 -300VAC / 50Hz
PF / DRIVER EFFICIENCY	:	> 0.9 / > 85%
THD / SURGE IMMUNITY	:	< 15% / > 4KV
CCT / CRI	:	6500K, 3000K / > 70
LUMINOUS EFFICACY	:	100-110 lm/W
IP DEGREE	:	IP65



Thank You!



OPAQUE ENERGY SOLUTION

Gokul Nagar, Lucknow Road
Barabanki - 225001 (U.P.)
Contact : 9454277277
Email : opaqueenergy@gmail.com

